



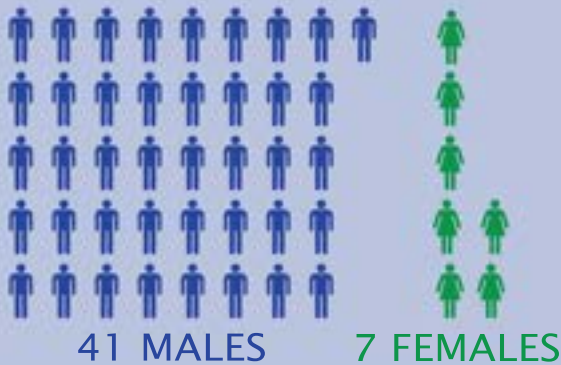
# EXTERNAL SUPPORTED ACCOMMODATION FACT SHEET

Ferry  Project

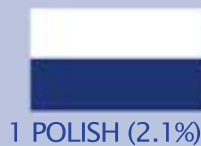
FROM START OF SERVICE 01/04/2022 TO 30/03/2023


**4528** ACCUMULATED NIGHTS OF SHELTER  
AT 88.6% ACCOMMODATION OCCUPANCY  
AVERAGE LENGTH OF STAY 36.0 WEEKS


## 48 CLIENTS GIVEN SHELTER



## WITH CLIENTS FROM 4 COUNTRIES



18 STILL BEING SUPPORTED  
ON 30.03.23 (37.5%) → 

 30 MOVED ON  
28 POSITIVE MOVE ON (93.3%)

### AGES ON ARRIVAL

9 BELOW 25 (18.8%)  
18 BETWEEN 26-45 (37.5%)  
17 BETWEEN 46-65 (35.4%)  
2 OVER 65 (4.2%)

### RELIGION

30 NONE (62.5%)  
3 CHRISTIAN (6.3%)  
15 WOULD NOT SAY (31.3%)

## CLIENTS SUPPORTED WITH:

- 3 RECEIVED COUNSELLING FROM FP (6.3%)
- 15 SUPPORTED FOR DRUG ABUSE (31.3%)
- 11 SUPPORTED FOR ALCOHOL ABUSE (22.9%)
- 14 HAVE A HISTORY OF SELF HARM (29.2%)
- 4 HAVE A HISTORY OF SUFFERING DOMESTIC VIOLENCE (8.3%)
- 14 HAVE A CURRENT OR HISTORIC INVOLVEMENT WITH CJS (29.2%)



## SUPPORT OUTCOMES:

- 36 SUPPORTED TO GET BENEFITS (75%)
- 14 ARE MANAGING THEIR PHYSICAL HEALTH BETTER (29.2%)
- 10 SUPPORTED WITH IMPROVED FAMILY CONTACT (20.8%)
- 6 REPORTED AN INCREASE IN SELF CONFIDENCE (12.5%)
- 3 REPORTED FEELING LESS ISOLATED (6.3%)
- 2 SUPPORTED WITH DEBT MANAGEMENT (4.2%)
- 6 CLIENTS ENGAGING WITH BASIC EDUCATION COURSES (12.5%)
- 1 CLIENTS ENGAGING IN VOLUNTEERING (2.1%)
- 6 CLIENTS ENGAGING IN LEISURE ACTIVITIES (12.5%)



## MEDICAL OUTCOMES:

- 15 CLIENTS WITH A PHYSICAL DISABILITY (31.3%)
- 25 CLIENTS WITH MENTAL HEALTH PROBLEMS (52.1%)
- 2 CLIENTS WITH LEARNING DIFFICULTIES (4.2%)
- 36 REGISTERED WITH A DOCTOR (75%)
- 4 REGISTERED WITH A DENTIST (8.3%)
- 3 REGISTERED WITH AN OPTICIAN (6.3%)
- 15 REGISTERED WITH ANOTHER MEDICAL PROFESSIONAL (31.3%)